

The Makita logo is displayed in white text on a red rectangular background.

Band Saw
LB1200F

Satisfy Professional's Needs

The Makita logo is printed in white on the teal-colored upper housing of the band saw.A teal and grey Makita LB1200F band saw is shown in a workshop setting, cutting through a large piece of wood. The machine features a large red emergency stop button on the left side and a black handle on the right. The background is a bright, slightly blurred workshop environment.

***New partner
for your workshop***

Expand your working capacity



Cutting capacity
165mm (6-1/2") **305mm (12")**
 Maximum height Throat width

LED job light switch

Anti-restart function

(for countries where regulations require it) prevents accidental startup for safety even if the machine is plugged to power source with the switch on.


Easy-to-Read Scale

with large graduations and magnifying lens.



Wheeled stand for easier mobility

Stand with two caster wheels and a lifting handle adds mobility for convenient repositioning of the machine.



Quick-release tension lever for tool-less easy blade change

allows to easily loosen or tighten the band saw blade without using tools.



LED job light

6 LEDs illuminate working surface for easier cutting in dark places.



Bevel cutting

base can be tilted up to 45-degrees.



Easy connecting with vacuum cleaner

Both 63mm and 100mm hoses can be connected.



High / Low speed

selection for excellent results in both hard and soft wood



Dust box
keeps the work place clean.

Accessories

Band saw blade

Thickness : 0.5 mm



Width	No. of teeth per inch	Application	Part No.
16mm	4	Wood/ for cross-cut	B-16667
13mm	4	Wood/ for universal	B-16673
6mm	6	Wood/ for curve-cut	B-16689
16mm	14	Nonferrous metal	B-16695


Extension table set

Part No. JM21000300




Circular cutting attachment set

Part No. JM21000320



Belt sanding attachment set

Part No. JM21000330



Use a sanding belt that is 2240 mm long and 20 mm wide or less.

Band Saw



Mechanical 2-speed



Built-in job light



Dust collecting

LB1200F

Continuous rating Input	900W
Capacity	Thickness of cut : 165mm (6-1/2") Throat : 305mm (12")
Blade speed	Hi : (50Hz) 800m (60Hz) 1,000m / min. Lo : (50Hz) 400m (60Hz) 500m / min.
Dimensions(L x W x H)	615 x 775 x 1,600mm (24-1/4" x 30-1/2" x 63")
Net weight*	81.2kg (179.0lbs)
Power supply cord	2.5m (8.2ft)

Standard Equipment Band Saw Blades, Rip Fence, Angle Rule, Push Stick 2, Nozzle 93, Band Saw Stand, Hex Wrenches

*weight according to EPTA-Procedure 01/2003

Items of standard equipment and specifications may vary by country or area.

Makita Corporation

3-11-8 Sumiyoshi-cho, Anjo, Aichi, 446-8502 Japan

PRINTED IN JAPAN BA-BB